



Science Virtual Learning

Kindergarten Reduce, Reuse, Recycle

April 09, 2020



Kindergarten Science

Lesson: April 09, 2020

Learning Target:

Students will be able to learn about recycling and share with their families how to recycle.

Background: This is a lesson to reinforced what they already learned this week.

- Students already have a background knowledge about recycling.

Let's Get Started: *What does it means to recycle?
Does your family have a blue recycle bin that they set out with their trash?*

Watch Video:

1. [How Trash is Recycled](#)
2. [Going Green Song](#)



Practice #1:

What does it mean to recycle?

Think back to the videos:


Can you draw a picture of one thing you can recycle?



Practice #2:

Count how many objects can be recycled.

Can you draw a picture of other objects that you can recycle at home?



Practice #3:



Look at this picture and predict ways that you can recycle.

How can you protect the earth?



Practice #4:

Can you tell me two ways that you can reuse your clothes?
What are other ways?

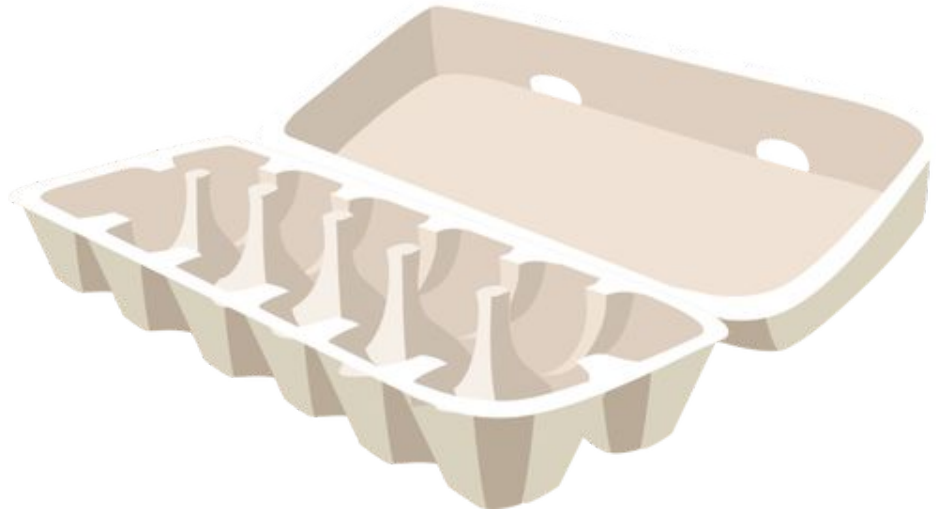
Can a younger sibling, cousin or friend use your baby clothes?



Practice # 5:

If you have an egg carton, what items you can put inside to reuse it to help you with counting, sorting, or patterning?

Can you find
another object to
reused around your
house?



Practice on your own:

Go to this website:

[Recycled Plastic Jump Rope](#)


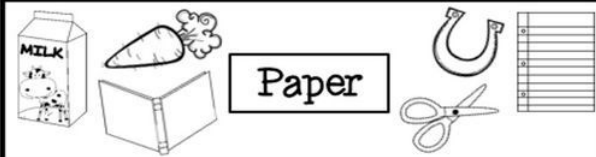
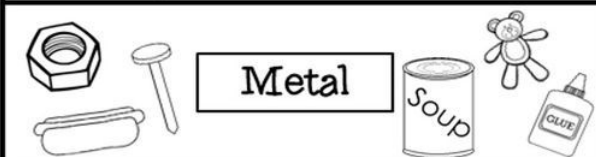

- Learn how to recycle plastic bags by learning how to make a jump rope.
- When you are helping wash dishes or taking a bath think how you can control the amount of water you use.
- Make an observation around your yard/house and discover items that you can reuse and recycle.

Practice:

Complete this page in your packet.

Name: _____ Reduce, Reuse, Recycle

Color the objects that are made up of the recycled materials in the correct boxes. Draw an "X" on the objects that are not.

	Plastic
	Paper
	Metal
	Rubber

©SheilaMelton2014



Self Check:

Go tell someone in your home your answers.



1. Was this lesson?

- easy,
- just right
- hard

2. Think about ways that you can help your family at home create a solution to reduce, reuse or recycle.